



### District Report Card: 2017


<b>State:</b> Punjab	<b>District:</b> Patiala
<b>Class:</b> 3	<b>Subject:</b> Language
<b>Schools:</b> 60	<b>Students:</b> 764


### Participation/Coverage


#### Students

<div>GENDER</div> <div></div>	Boys		Girls	
	Number	%	Number	%
	379	49.61	385	50.39

<div>AREA</div> <div></div>	Rural		Urban	
	Number	%	Number	%
	582	76.18	182	23.82

<div>CATEGORY</div> <div></div>	SC		ST		OBC		GEN	
	Number	%	Number	%	Number	%	Number	%
	373	48.82	7	0.92	258	33.77	126	16.49

<div>CWSN</div> <div></div>	LD	VI	HI	S&LD	ID	Oth
	1	1	0	1	2	21

<div>Management</div> <div></div>	Government		Government-aided	
	Number	%	Number	%
	730	95.55	34	4.45

### Average Performance of Students in Language (%)

Overall	Gender		Area		Management		Social Group			
	Male	Female	Rural	Urban	Govt.	Aided	SC	ST	OBC	GEN
55.99	56.94	55.05	54.48	60.81	55.08	75.49	56.91	63.81	53.36	58.20

## Performance on Learning Outcomes (LOs)

Learning Outcomes	Description	Average Performance(%)
L304	Reads small texts with comprehension i.e., identifies main ideas, details, sequence and draws conclusions	58.00
L312	Reads printed scripts on the classroom walls: poems, posters, charts etc.	51.96

Range of Performance of Students who Answered Correctly							
Below 30%		30% - 50%		50% - 75%		Above 75%	
Number	%	Number	%	Number	%	Number	%
131	17.15	174	22.77	273	35.73	186	24.35

## Lowest Performing Learning Outcomes (LOs)

1 - Reads printed scripts on the classroom walls: poems, posters, charts etc. (51.96)

2 - Reads small texts with comprehension i.e., identifies main ideas, details, sequence and draws conclusions (58.00)